

ASBESTOS DISPOSAL PROCEDURES



One West Main • Suite 401
Medford, OR 97501
541-779-4161
Fax 541-779-4366

1. The Landfill only accepts materials containing asbestos at Dry Creek Landfill, 5500 Highway 140 (see attached map), on Wednesdays from 7:30 a.m. until 11:00 a.m. All asbestos profiles should be approved for disposal prior to setting up an appointment with the landfill. For more information on how to submit a special waste profile, please visit drycreeklandfill.com/what-we-do/special-waste.
2. All materials containing asbestos (either classified as “friable” or “non-friable”) must be adequately wetted and placed within properly labeled, air tight bags or containers approved by the Oregon Department of Environmental Quality (DEQ). If contained in plastic bags, the bags must have an inner and outer bag, with both bags sealed separately. The bags must have a minimum 6 mil thickness. 6 mil bags should be wrapped with a 10 ml scrim reinforced plastic liner* (burrito style) if material can puncture or tear the 6 mil bags. The bags or containers must be clearly labeled with the required warning regarding asbestos laden materials. The containers, when full, cannot weigh more than:

Sealed double bags:	40 pounds
Sealed cardboard boxes or other approved containers:	65 pounds

3. The outside bags or containers containing the asbestos laden materials must be properly labeled. At a minimum, these labels shall include:
 - Asbestos Warning Label
 - Name of Generator
 - Location from where the material was removed
 - Asbestos removal Contractor’s name and address

For small quantities of asbestos, you can find bags made for asbestos disposal at major home improvement stores.

4. The bags or containers will not be accepted for disposal if there are any holes, tears, ruptures, punctures, or other failures of the integrity of the bag or container. Improperly sealed bags or containers will not be accepted.

Off-loading of bagged or containerized asbestos laden materials shall occur at the designated location at the landfill. The off-loading of the materials shall be accomplished in a manner that prevents damage or potential rupture of the bag, liner, or container. Bagged or containerized materials removed by asbestos abatement contractors shall be off-loaded by the contractor’s personnel and carefully placed by hand or other approved mechanical method in the designated disposal location, (continued...)

ASBESTOS DISPOSAL PROCEDURES

(continued)

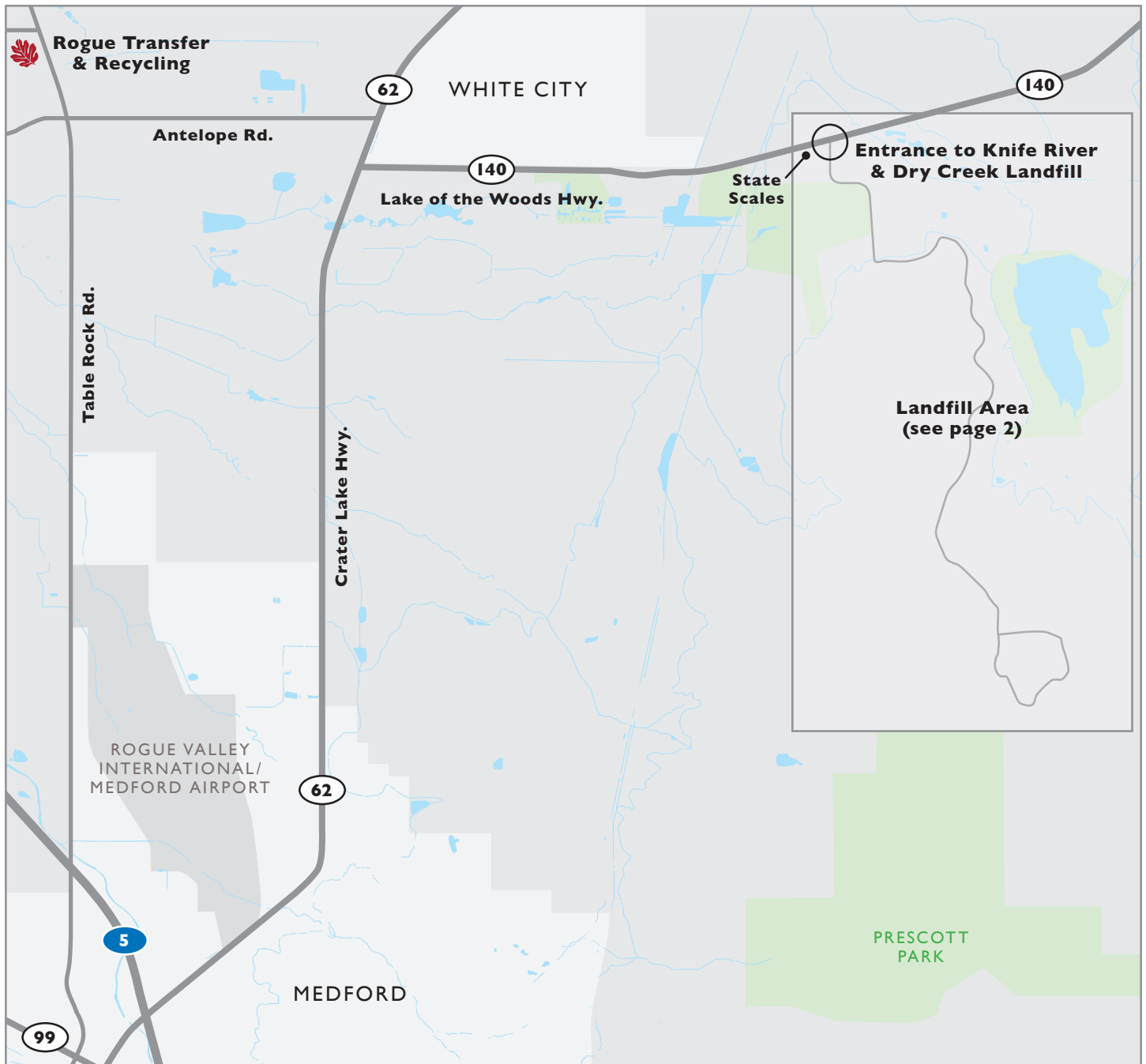


as supervised by and approved by Landfill personnel. The bags or containers shall not be allowed to “free-fall” to the ground. The personnel performing the unloading must be attired with required personal protective equipment and be certified asbestos abatement personnel. Homeowners who bring asbestos laden materials to the landfill in proper containers or bags must be capable of unloading their own vehicle. Landfill personnel will oversee that the material is properly deposited in the designated disposal area.

5. Asbestos laden materials may placed in drop-box containers if the containers are lined as follows:
 - a. The box must first be lined with a minimum 10-mil sacrificial plastic slip sheet. This will be the liner that makes first contact with the ground when unloading and the scrim reinforcement will keep the asbestos materials intact.
 - b. Then the asbestos laden material must be enclosed by a minimum of (2) 6-mil plastic liners.
 - c. Next the 6-mil plastic liners must be enclosed by a minimum 10-mil scrim reinforced plastic liner*.
 - d. Each seam on each layer of the liners must be independently sealed to create a leak-proof seal, and thus encapsulating the waste. The seal must be adequately constructed so that the seal will not rupture during off-loading of the encapsulated waste from the drop-box container.
6. The quantity of materials to be disposed of will be estimated by the Landfill gate attendant. The quantity will based on the size and numbers of containers, regardless as to whether the containers are full or not. The disposal fee is \$107.10 per cubic yard with a 1 yard minimum.
7. The waste must be accompanied by a properly completed DEQ Waste Shipment Form (Form ASN-4). A copy of this form is attached. The total quantity of material estimated on the form must match the gate attendant’s volume estimate. Once the completed form is processed by the Landfill’s main office, a copy of the form will be mailed to the generator of the material. The generator must maintain a copy of this form in his/her records for a minimum of 3 years.
8. Any asbestos-laden materials that are brought to the Landfill in inappropriate containers or bags will not be accepted for disposal. Since this is a violation of State laws and rules, we are required to and will immediately notify the DEQ of the incident.

If you should have any additional questions or need additional information, please call our office at 541-779-4161. Your compliance with these procedures is mandatory or your load may be rejected.

* The 10-mil scrim reinforced plastic liner can be obtained from these sources:
Raven Industries • Phone: 1-800-635-3456
Reef Industries • Phone: 1-800-231-6074



**DIRECTIONS TO DRY CREEK LANDFILL
(FROM THE SOUTH)**

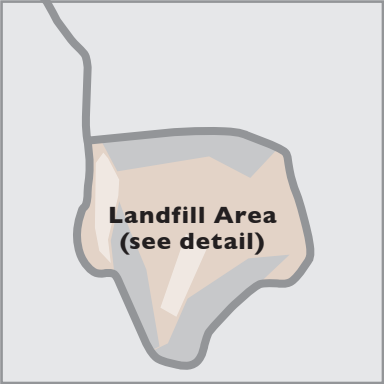
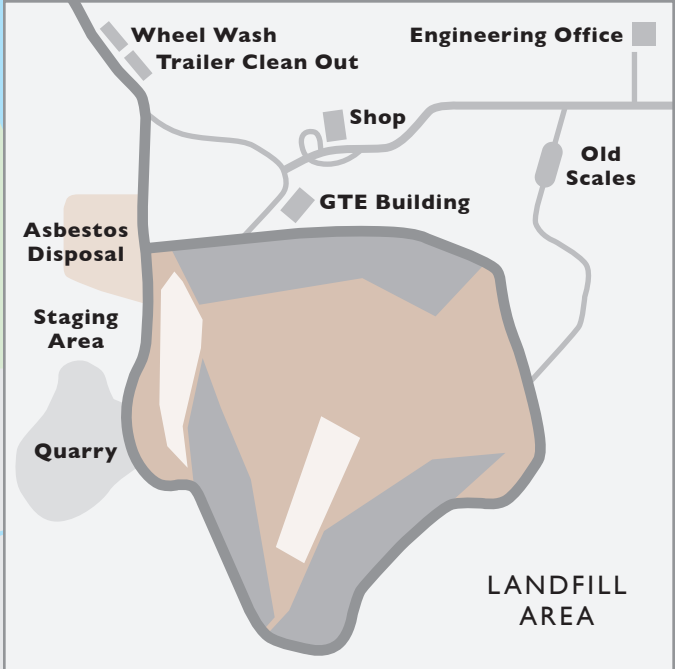
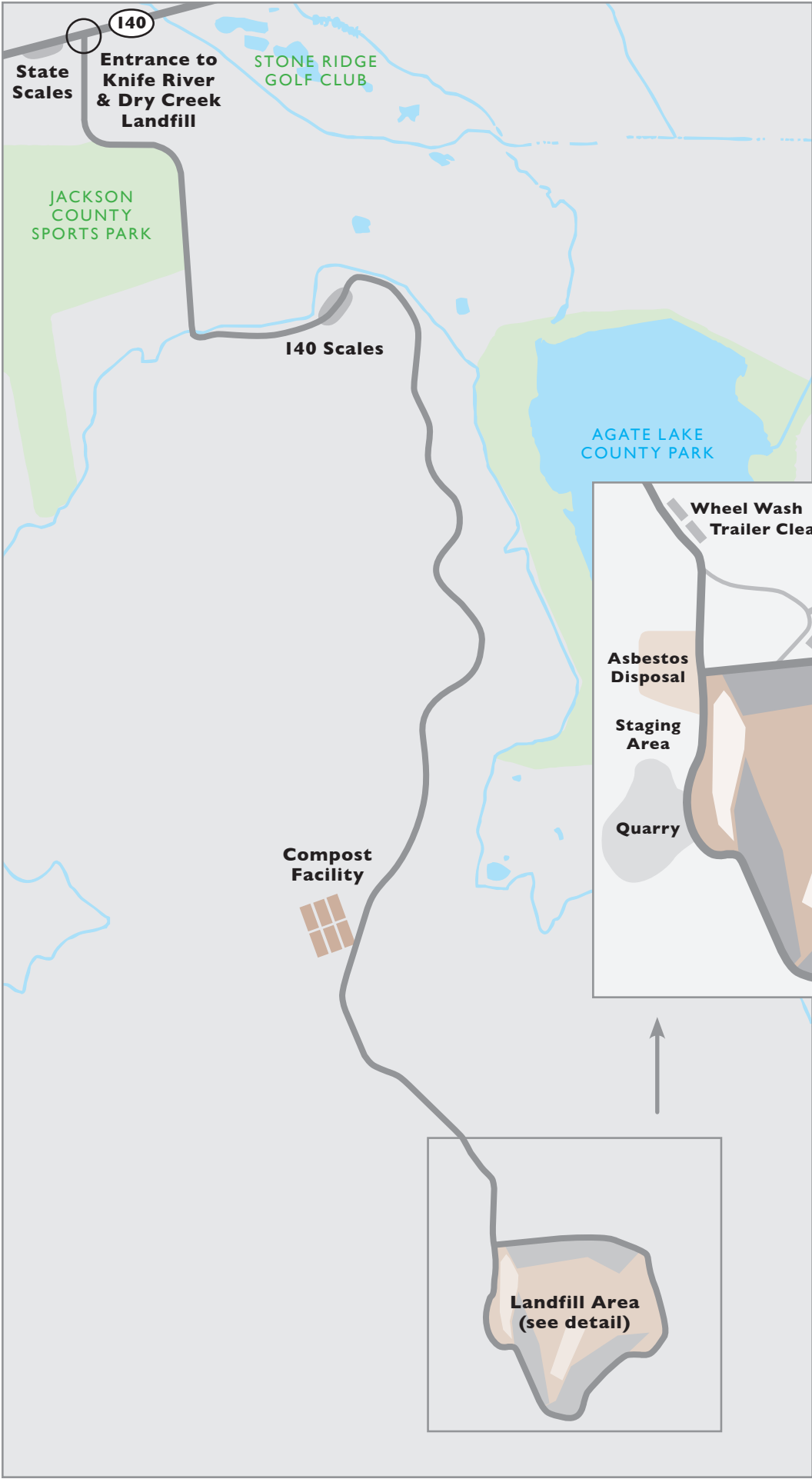
- Travel on Crater Lake Hwy toward White City.
- Turn right (east) on Hwy 140.
- Turn right (south) onto Entrance road, just past the state scales. Look for the Knife River and Dry Creek Landfill signs.
- Follow road as it veers left up the hill to the Scale Attendant office.

PLEASE NOTE: Electronic mapping systems may not provide the correct route for accessing the landfill. Please enter from Hwy 140 as directed here (do not use Dry Creek Rd).

**DRY CREEK
LANDFILL MAP**

PAGE I
SURROUNDING AREA





**DRY CREEK
LANDFILL MAP**

PAGE 2
LANDFILL AREA



ASN4

Asbestos Waste Shipment Reporting Form

Please Print or Type. If you have questions, contact your local DEQ Regional Office in Portland 503-229-5364, Salem 503-378-5086, Medford 541-776-6107, Coos Bay 541-269-2721 Ext. 222, Bend 541-633-2019, or Pendleton 541-278-4626.

Waste Generator: (Contractor, Facility, or Operator)

1. Asbestos removal site name and address: _____

Street _____ City/State _____ County _____ Zip _____

Contact person: _____ Phone: _____

2. Contractor/Operator's name and address: _____ Phone: _____

Street _____ City/State _____ County _____ Zip _____

3. Waste disposal site: _____ Phone: _____

Street _____ City/State _____ County _____ Zip _____

4. Describe asbestos materials: _____

5. Containers: _____ Number: _____ Type: _____

6. Total quantity (cubic yards): _____

7. **Operator's Certification:** I hereby declare that the contents of this consignment are fully and accurately described above by proper shipping name and are classified, packaged, marked and labeled, and are in all respects in proper condition for transport according to all government regulations. All movement of this asbestos-containing material is recorded on this Waste Shipment Record Form.

Name: _____ Company: _____

Signature: _____ Date: _____

Address: _____ Phone: _____

Transporter(s):

8. Transporter #1: (Acknowledgment of receipt of materials)

Agent: _____ Company: _____

Address: _____ Phone: _____

Signature: _____ Date: _____

9. Transporter #2: (Acknowledgment of receipt of materials)

Agent: _____ Company: _____

Address: _____ Phone: _____

Signature: _____ Date: _____

Disposal: (Certification of receipt of asbestos materials covered by this manifest, except as noted in item 11 below.)

10. Waste Disposal Site: _____

Name and Title: _____ Date: _____

Signature: _____ Phone: _____

11. **Discrepancy Space:** (Add attachments as needed): _____

Instructions for using ASN 4 Asbestos Waste Shipment Reporting Form

This form is to be used as a permanent record for documenting asbestos-containing waste materials from removal site to final disposal. The Oregon Department of Environmental Quality (DEQ) regulation that applies to asbestos waste disposal is found in OAR 340-248-0280.

Waste Generator Section

(Numbers below correspond to numbers on the front of this Form)

1. Enter the name and address of the site where the asbestos waste was generated. Enter the name and phone number of the contact person for the contractor, facility, or operator of the asbestos waste generation site.
2. Enter the name, phone number and address of the person performing the asbestos abatement.
3. Enter the name, phone number and address of the disposal site that the waste is taken to.
4. Describe the materials being removed. (i.e. pipe insulation, flooring, roofing, popcorn ceiling material, HVAC system insulation, Nonfriable asbestos.)
5. List the total number of containers and their type. Also enter one of the following container codes used in transporting each type of asbestos material. (Specify any other type of container used if not listed below):

DM	Metal drums, barrels
DP	Plastic drums, barrels
BA	6 mil. plastic bags or wrapping
NFC	Leak-tight containerization for Nonfriable asbestos waste material.
6. Give an estimate of the total quantity of cubic yards of material.
7. Print clearly the name of the company and their authorized signer. This section of the form must be signed and dated.

Note: The waste generator must retain a copy of the completed disposal form.

Waste Transporter Section

8. Transporter #1: Acknowledgment of receipt of asbestos waste materials. Print agent and company name, then sign and date.
9. Transporter #2: Acknowledgment of receipt of asbestos waste materials. Print agent and company name, then sign and date.

Note: If there are more than two transporters, attach a new waste shipment form.

Disposal Site Section

10. List the name of the waste disposal site, print the name, title and phone number, then sign and date form. This certifies that you have received the asbestos material covered by this manifest.
11. Discrepancy space. This space is used if there is a discrepancy between the amount of the material received by the landfill and the amount of material listed on the waste shipment report form.

Note: The waste disposal site operator must retain a copy of this form.

In addition, asbestos waste disposal regulations require that the Waste Disposal Site operators take the following actions:

- Send a copy of the completed and signed Waste Shipment Report Form to the Waste Generator as soon as possible, but no later than 30 days after the waste has been received at the disposal site.
- Notify DEQ immediately by telephone of improperly enclosed or uncovered waste. Submit a written report to DEQ the following working day, along with a copy of the Waste Shipment Report Form.
- If you discover a discrepancy between the quantity of waste designated on the Waste Shipment Report Form and the quantity of waste actually received, attempt to reconcile the discrepancy with the Waste Generator. You must report, in writing, to DEQ within 15 days after receiving the waste any discrepancies that cannot be reconciled. Submit a copy of the Waste Shipment Report Form with this report.